

KSGT61X

Product family	Hood
Hood Type	Integrated hood
Design	Fully integrated
Extraction	Extraction
Electronic control	Yes
Material	Stainless steel
Type of steel	Brushed
EAN code	8017709322069
Hood width	56 cm



Aesthetics

Aesthetic Colour	Universale Stainless steel	Finishing Logo	Satin Silk screen
------------------	-------------------------------	----------------	----------------------

Controls

Control setting	Control knobs
-----------------	---------------

Programme / Functions

No. of speeds	3
Time-setting options	

Technical Features



No. of lights	2	Anti-grease filters	Aluminium
Light type	LED	Filter replacement indicator	Yes
Light Power	2 W	Vent outlet	150 mm
Light color temperature scale (°K)	4000 °K	Minimum distance from GAS hob	650 mm
Free outlet maximum capacity	600 m³/h	Minimum distance from ELECTRIC hob	500 mm
Motor power	140 W	Non return valve	Yes
No. of filters	2		

	Extraction rate IEC 61591 [m ³ /h]	Noise level IEC 60704-2-13 [dB(A)]
Speed 1	250	47
Speed 2	380	56
Speed 3	570	65

Accessories Included

Tube reduction Yes

Performance / Energy Label

C

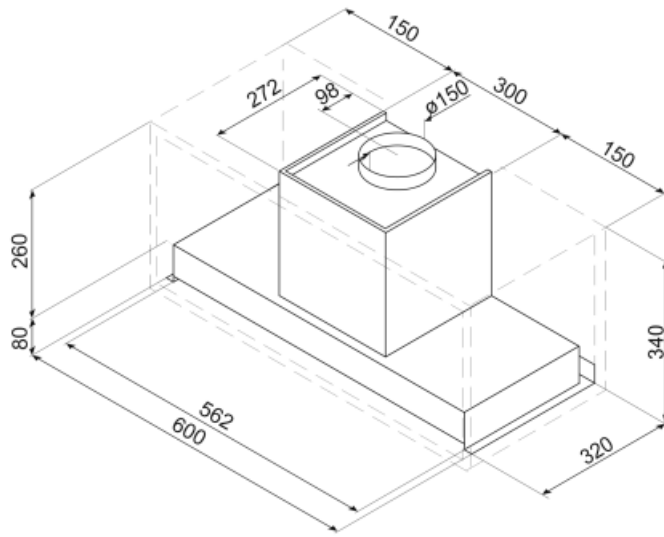
Annual Efficiency Consumption (AEC_{hood}) 82 kWh/a
 Energy efficiency class (EEC) C
 Fluid Dynamic Efficiency (FDE) 17.00
 Fluid Dynamic Efficiency class (FDEC) D
 Lighting Efficiency (LE) 77.0 lux/W
 Lighting Efficiency Class (LEC) A
 Grease Filtering Efficiency (GFE) 75.1 %
 Grease Filtering Efficiency Class (GFEC) C
 Air flow at minimum speed (Q_{min}) 250 m³/h
 Air flow at maximum speed (Q_{max}) 570 m³/h

Airborne acoustical A-weighted sound Power Emission at minimum speed (SPE_{min}) 47 dB(A)
 Airborne acoustical A-weighted sound Power Emission at maximum speed (SPE_{max}) 65 dB(A)
 Time increase factor (F) 1.4
 Energy Efficiency Index 51.7
 Measured air flow rate at best efficiency point (Q_{bep}) 335 m³/h
 Measured air pressure at best efficiency point (P_{bep}) 288 Pa
 Measured electric power input at best efficiency point (W_{bep}) 158 W
 Nominal Power consumption of the light system (WL) 2 W
 Average illumination of the light on the cooking surface (E_{middle}) 170 lux
 Sound power level at highest setting (L_{wa}) 65 dB(A)


Electrical Connection

Electrical connection rating 142 W
 Voltage 220-240 V

Frequency (Hz) 50-60 Hz
 Power supply cable length 1500 mm








Not included accessories



KITFC61

charcoal filter for KSGT61X

Symbols glossary (TT)

- | | | | |
|--|---|---|--|
|  | Filters: Model has filters to help remove grease from the steam emanating from the pans during cooking. |  | Switch off automatically: A special setting, to run after the end of cooking for a pre-set time and then switch off automatically. |
|  | C: Product energy rating |  | Warning light(s): to advise when filters need changing. |
|  | Lights: All cooker hoods feature lights to illuminate the cooking area or add to the ambience of the kitchen. | | |